

## Time Table

**MSW 1<sup>st</sup> Semester Examination – October 2017**  
**(Regular/Supplementary)**  
**(2017, 2016 & 2015 Admission)**

Date & Day	Subject	Time
17-10-2017 Tuesday	SW1C1 : Sociology and Economics for Social Work	9.30 am - 12.30 pm
20-10-2017 Friday	SW1C2 : Human Growth and Development	9.30 am - 12.30 pm
24-10-2017 Tuesday	SW1C3 : History, Philosophy and Fields of Social Work	9.30 am - 12.30 pm
26-10-2017 Thursday	SW1C4 : Work with Individuals SW1C4 : Foundations of Direct Social Work Practice (2015 Adm.)	9.30 am - 12.30 pm
28-10-2017 Saturday	SW1C5 : Work with Community SW1C5 : Community Organisation and Social Action (2015 Adm.)	9.30 am - 12.30 pm

03-10-2017

  
Controller of Examinations



# Time Table

## MSW 3<sup>rd</sup> Semester Examination – October 2017

Regular & Supplementary  
(2016, 2015 & 2014 Admission)

Date & Day	Subject	Time
16-10-2017 Monday	SW3C1: Participatory Programme Planning and Management SW3C1: Laws Related to Social Justice (2015 Admission) SW3C1: Social Legislation and Human Rights (2014 Admission)	9.30 am - 12.30 pm
19-10-2017 Thursday	SW3C2 : Administration of Human Service Organizations	9.30 am - 12.30 pm
23-10-2017 Monday	SW3ECD1 : Rural & Urban Community Development	9.30 am - 12.30 pm
	SW3EFC1 : Social Work Practice with Families	
	SW3EMP1 : Psychiatric Information for Social Work	
25-10-2017 Wednesday	SW3ECD2 : Environment and Disaster Management	9.30 am - 12.30 pm
	SW3EFC2 : Social Work Practice with Children and Youth	
	SW3EMP2 : Social Work in the Field of Health	
27-10-2017 Friday	SW3ECD3 : Community Health for Development Practice	9.30 am - 12.30 pm
	SW3EFC3 : Gender Issues and Women Empowerment	
	SW3EMP3 : Health Care Administration and Community Health	

03-10-2017




*[Signature]*  
Controller of Examinations


## Time Table

**PGDCSW 1<sup>st</sup> Semester Examination – October 2017**  
**(Regular/Supplementary)**  
**(2017 & 2016 Admission)**

<b>Date &amp; Day</b>	<b>Subject</b>	<b>Time</b>
17-10-2017 Tuesday	PD1F1: Foundations of Psychology for Clinical Social Work and Counselling Practice	9.30 am - 12.30 pm
20-10-2017 Friday	PD1F2 : Foundations of Mental Health and Psychopathology	9.30 am - 12.30 pm
24-10-2017 Tuesday	PD1C1 : Clinical Social Work Practice	9.30 am - 12.30 pm
26-10-2017 Thursday	PD1C2 : Process and Techniques of Counselling	9.30 am - 12.30 pm
28-10-2017 Saturday	PD1C3: Theoretical Approaches & Fields of Counselling	9.30 am - 12.30 pm

03-10-2017



  
**Controller of Examinations**


## Time Table

**M.Phil. 1<sup>st</sup> Semester Examination – October 2017**  
**(Regular/Supplementary)**  
**(2017 & 2016 Admission)**

<b>Date &amp; Day</b>	<b>Subject</b>	<b>Time</b>
23-10-2017 Monday	SW1MASW1 : Advanced Social Work Practice	9.30 am - 12.30 pm
25-10-2017 Wednesday	SW1MRMS2 : Research Methodology and Statistics	9.30 am - 12.30 pm
27-10-2017 Friday	SW1ME1 : Environment, Disaster Management and Social Work SW1ME2 : Social Policy, Planning and Development SW1ME3 : Social Work in Health Care SW1ME4: Social Work Practice with Children, Families & in Schools	9.30 am - 12.30 pm

03-10-2017



  
**Controller of Examinations**